

4

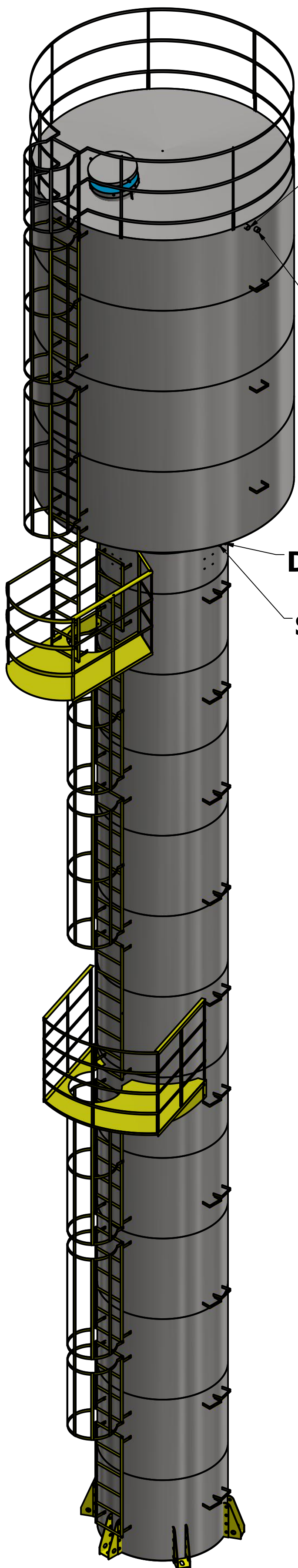
3

2

1

D

D

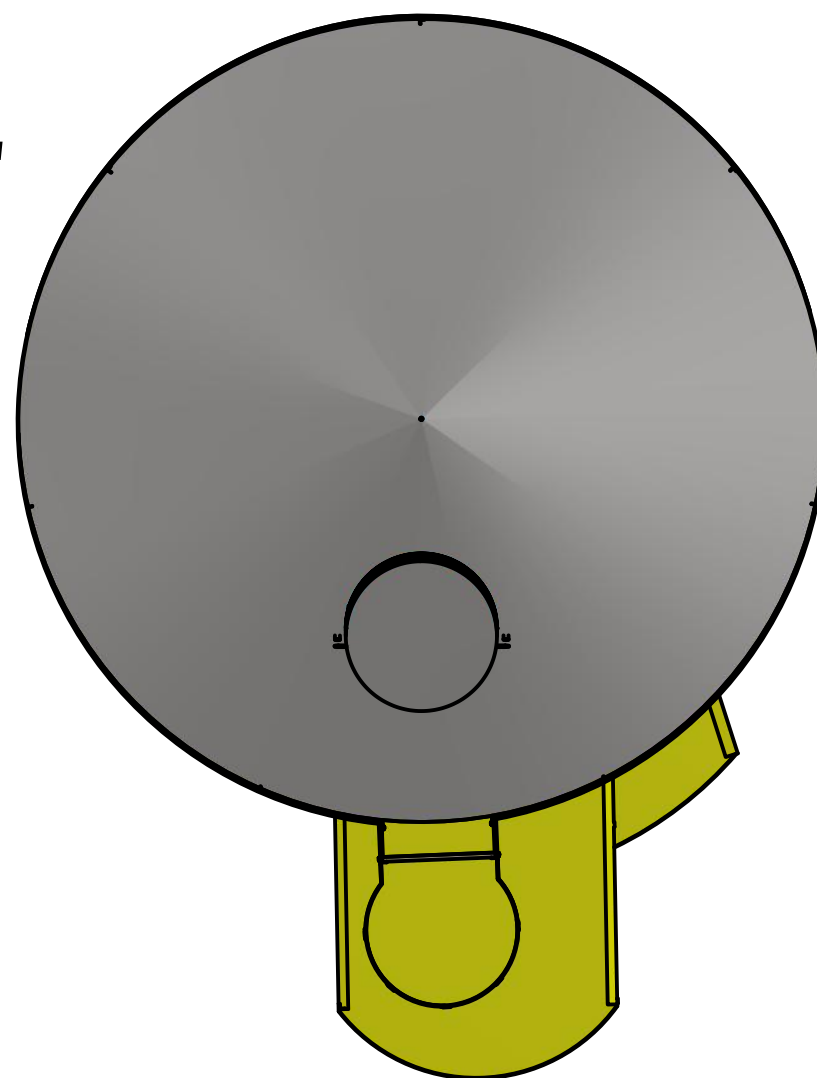


EXTRAVASOR 1 1/2"

ENTRADA 1 1/2"

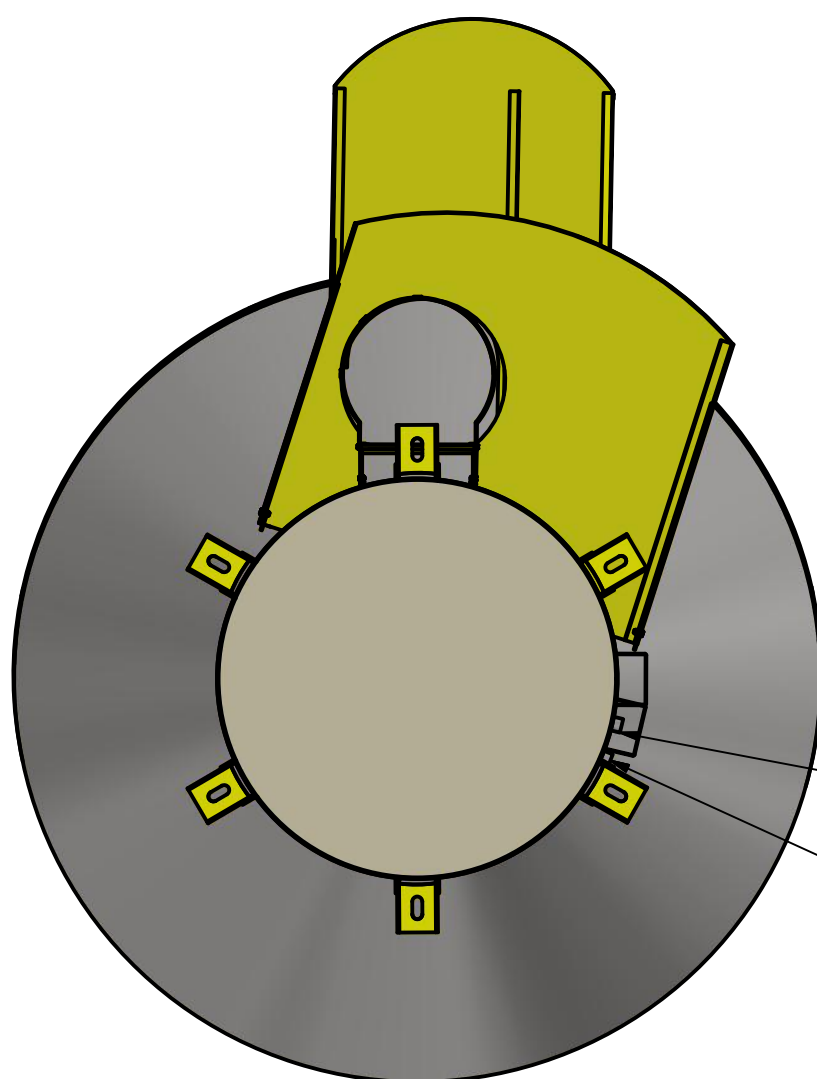
DRENO 1 1/2"

SAIDA 1 1/2"



ENTRADA 1 1/2"

EXTRAVASOR 1 1/2"



EXTRAVASOR 1 1/2"

ENTRADA 1 1/2"

SAIDA 1 1/2"

DRENO 1 1/2"

B

B

A


A

DRAWN
Jander Dantas 17/03/2017

FAZ FORTE RESERVATORIOS METALICOS

PADRAO

TCS 4005



FAZFORTE

SIZE
C

DWG NO
TCS 4005

REV

SCALE

SHEET 1 OF 4

4


3

2

1

A

A



LISTA DE PEÇAS				
ITEM	QTD	NÚM. DE PEÇA	DESCRIÇÃO	MASSA
1	1	TCS 4005 CASCA		
2	5	escada guarda corpo 2 metros		19,592 kg
3	1	patamar longo + grade		84,746 kg
4	2	ESCADA 2 METROS		7,671 kg
5	1	escada guardacorpo 1,5 metros		14,538 kg
6	1	escada 1 metros		4,433 kg
7	1	PATAMAR 1590 DIAMETRO		84,572 kg
8	1	escada padrao 1 metro		11,040 kg
9	1	escada 1.5 metros		5,917 kg
10	6	pes 500 mm altura		12,651 kg
11	1	tampa inspeção		8,869 kg
12	4	ISO 4144 - Bolsa S2 1 1/2		0,322 kg
13	23	suporte tubolação		0,279 kg
14	1	GRADE SEGURANÇA 3200		41,469 kg
15				