


EXTRAVASOR 1 1/2"
ENTRADA 1 1/2"

EXTRAVASOR 1 1/2"
ENTRADA 1 1/2"

DRENO 1 1/2"
SAIDA 1 1/2"

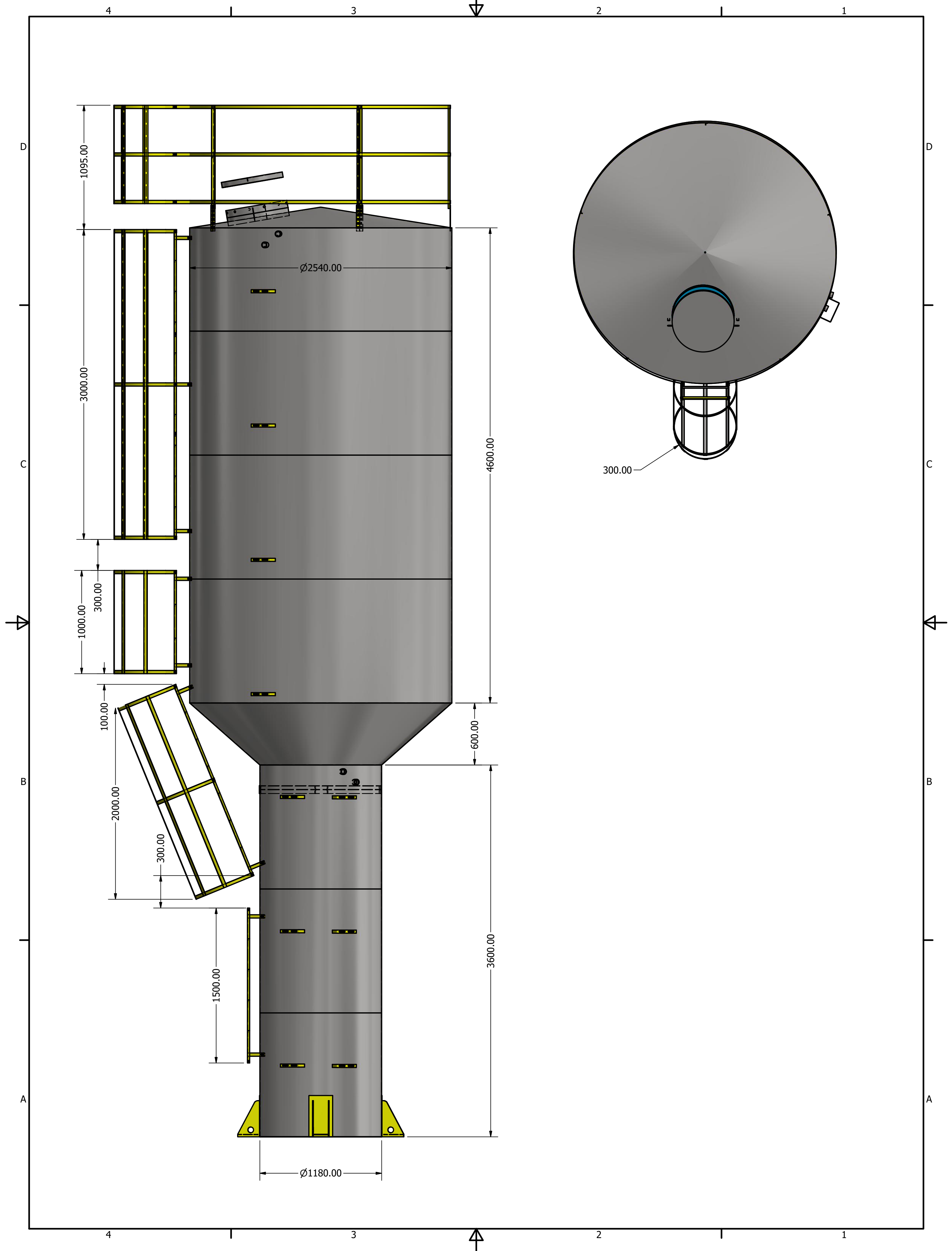
ENTRADA 1 1/2"
EXTRAVASOR 1 1/2"
SAIDA 1 1/2"
DRENO 1 1/2"

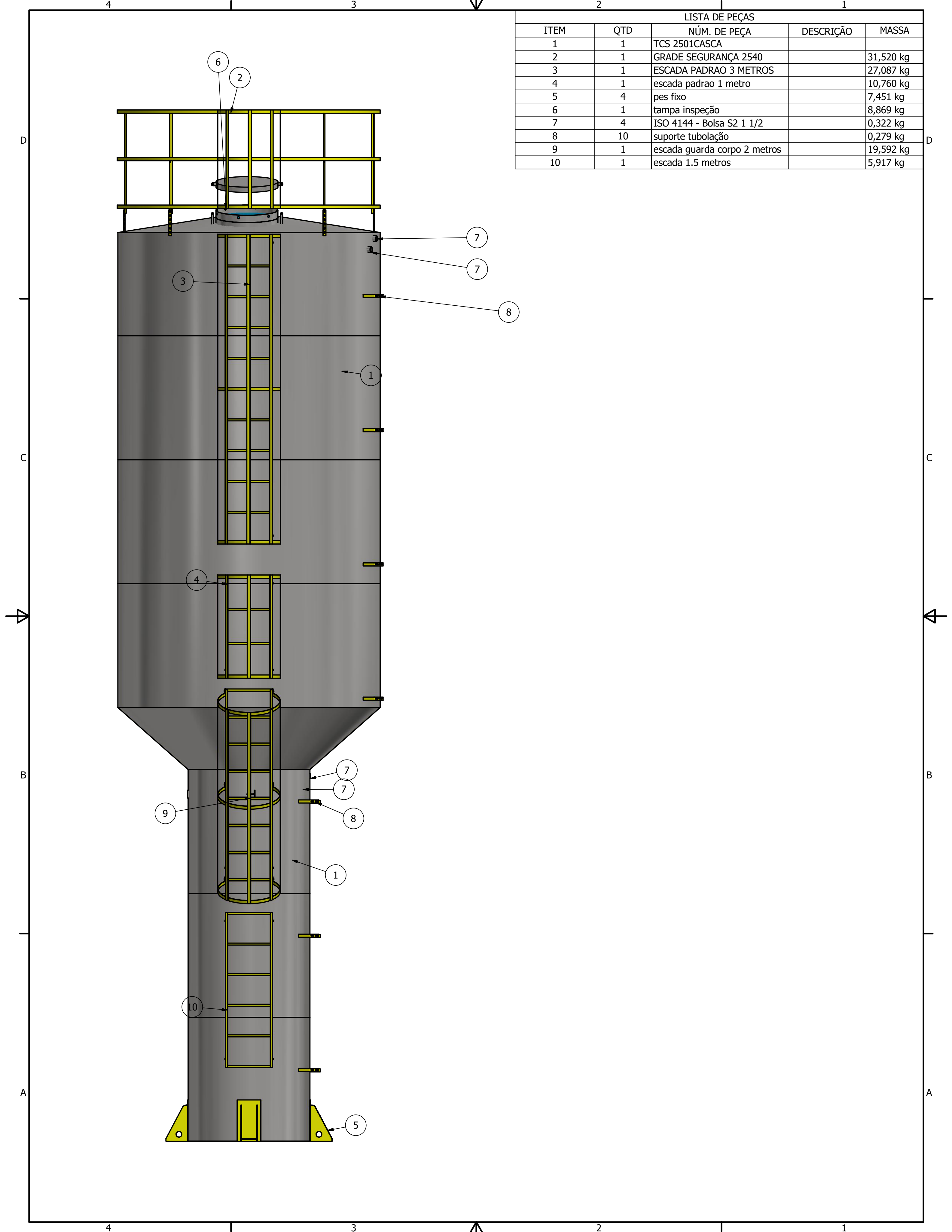
DRAWN
Jander Dantas 14/03/2017



FAZFORTE

FAZ FORTE RESERVATORIOS METALICOS			
PADRAO TCS 2501			
SIZE C	DWG NO TCS 2501	REV	
SCALE	SHEET 1 OF 4		





LISTA DE PEÇAS				
ITEM	QTD	NÚM. DE PEÇA	DESCRIÇÃO	MASSA
1	1	TCS 2501CASCA		
2	1	GRADE SEGURANÇA 2540		31,520 kg
3	1	ESCADA PADRAO 3 METROS		27,087 kg
4	1	escada padrao 1 metro		10,760 kg
5	4	pes fixo		7,451 kg
6	1	tampa inspeção		8,869 kg
7	4	ISO 4144 - Bolsa S2 1 1/2		0,322 kg
8	10	suporte tubulação		0,279 kg
9	1	escada guarda corpo 2 metros		19,592 kg
10	1	escada 1.5 metros		5,917 kg