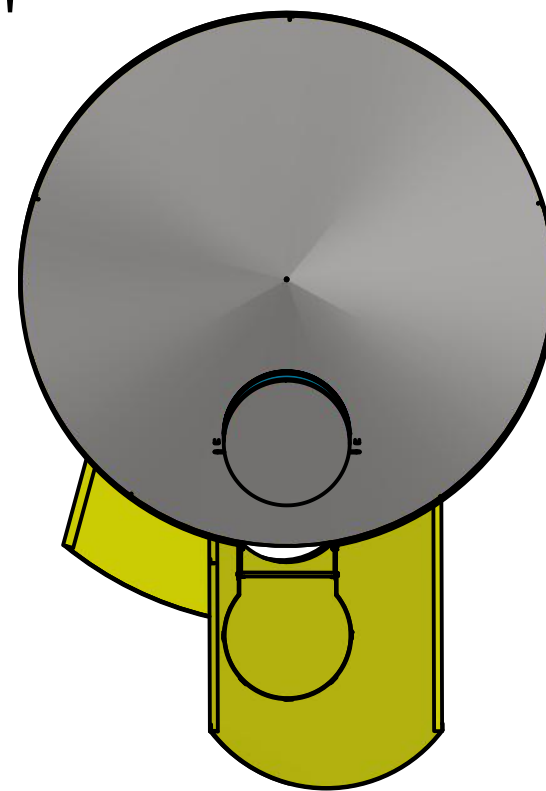


EXTRAVASOR 1 1/2"

ENTRADA 1 1/2"

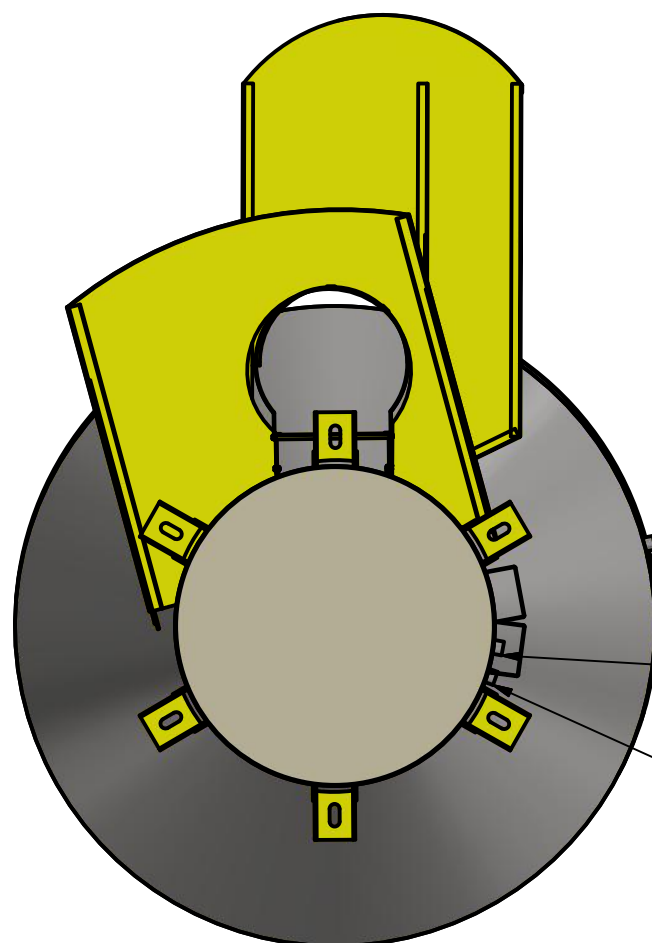
SAÍDA 1 1/2"

DRENO 1 1/2"



ENTRADA 1 1/2"

EXTRAVASOR 1 1/2"




EXTRAVASOR 1 1/2"

ENTRADA 1 1/2"

SAÍDA 1 1/2"

DRENO 1 1/2"

DRAWN  
GABRIEL MORETTI 13/03/2017



**FAZFORTE**

**FAZ FORTE RESERVATORIOS METALICOS**

PADRAO

**TCS 2007**

SIZE  
C

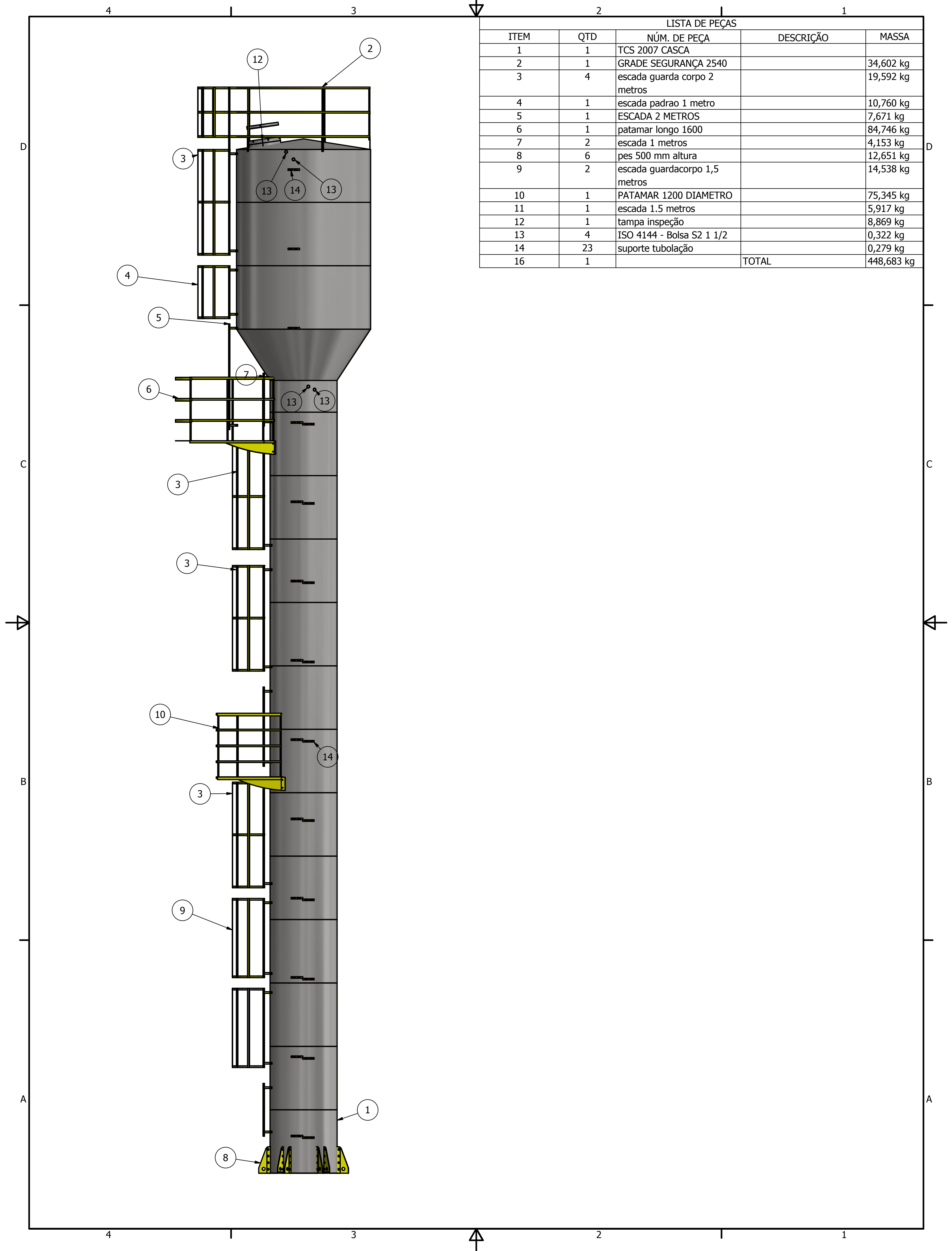
DWG NO  
TCS 2007

REV

SCALE

SHEET 1 OF 4





LISTA DE PEÇAS

ITEM	QTD	NÚM. DE PEÇA	DESCRIÇÃO	MASSA
1	1	TCS 2007 CASCA		
2	1	GRADE SEGURANÇA 2540		34,602 kg
3	4	escada guarda corpo 2 metros		19,592 kg
4	1	escada padrao 1 metro		10,760 kg
5	1	ESCADA 2 METROS		7,671 kg
6	1	patamar longo 1600		84,746 kg
7	2	escada 1 metros		4,153 kg
8	6	pes 500 mm altura		12,651 kg
9	2	escada guardacorpo 1,5 metros		14,538 kg
10	1	PATAMAR 1200 DIAMETRO		75,345 kg
11	1	escada 1.5 metros		5,917 kg
12	1	tampa inspeção		8,869 kg
13	4	ISO 4144 - Bolsa S2 1 1/2		0,322 kg
14	23	suporte tubolação		0,279 kg
16	1		TOTAL	448,683 kg