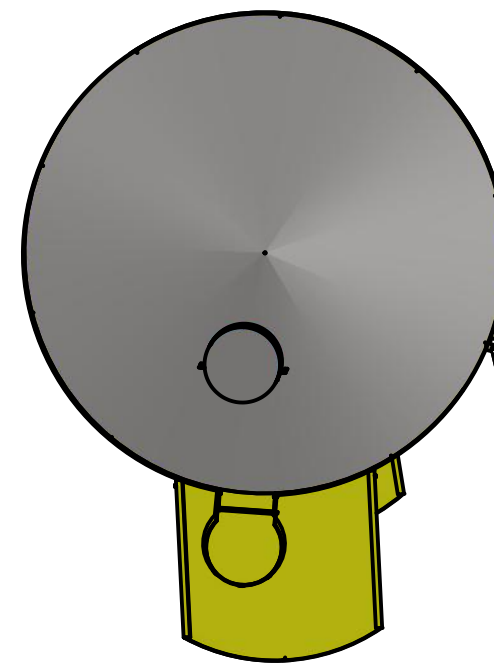


EXTRAVASOR 1 1/2"

ENTRADA 1 1/2"

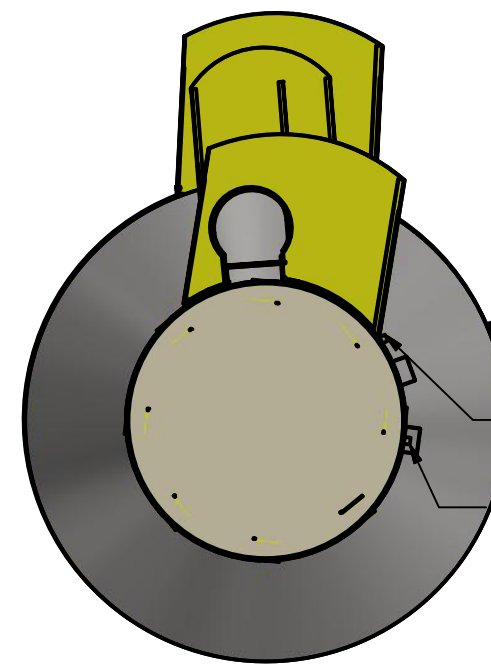
SAIDA 1 1/2"

DRENO 1 1/2"



ENTRADA 1 1/2"

EXTRAVASOR 1 1/2"




EXTRAVASOR 1 1/2"

ENTRADA 1 1/2"

DRENO 1 1/2"

SAIDA 1 1/2"

PROJETISTA
Jander Dantas 29/02/2016



FAZFORTE

FAZ FORTE RESERVATORIOS METALICOS

NOME EMPRESA:

TCS 15001

SIZE C	DWG NO TCS 15001	REV
SCALE	SHEET 1 OF 4	

4

3

2

1

D

D

C

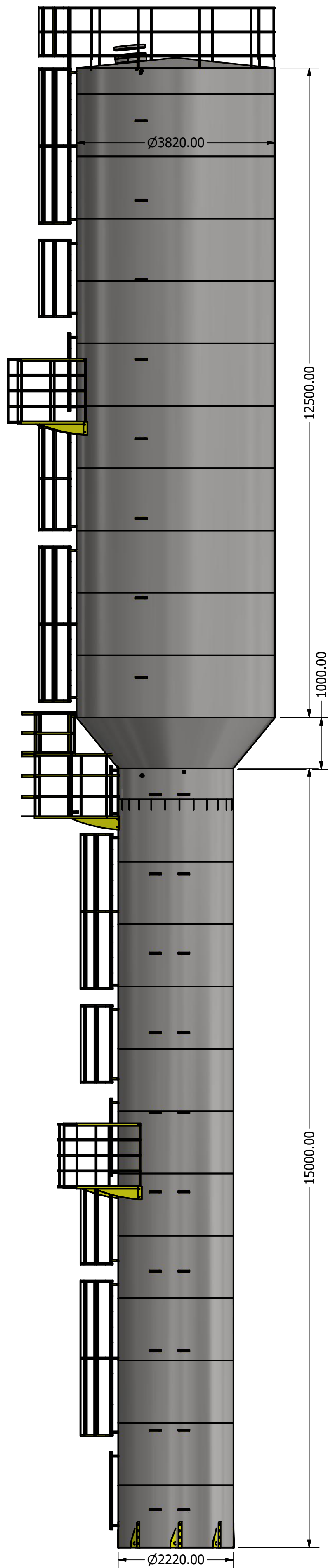
C

B

B

A

A



4

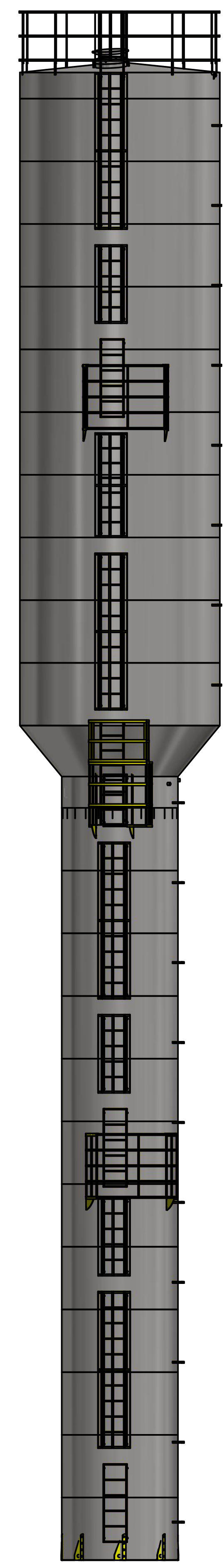
3

2

1

A

4 3 2 1



LISTA DE PEÇAS

ITEM	QTD	NÚM. DE PEÇA	DESCRIÇÃO	MASSA
1	1	TCS 15001 CASCA		
2	4	ESCADA PADRAO 3 METROS		39,512 kg
3	1	patamar longo + grade		102,516 kg
4	3	escada guardacorpo 1,5 metros		14,538 kg
5	3	escada 1.5 metros		5,917 kg
6	1	escada guarda corpo 2 metros		19,592 kg
7	1	ESCADA 2 METROS		7,671 kg
8	1	PATAMAR 3820 DIAMETRO		90,318 kg
9	1	escada 1 metros		4,433 kg
10	1	PATAMAR 2220 DIAMETRO		85,187 kg
11	8	pes 500 mm altura		12,651 kg
12	1	tampa inspeção		8,869 kg
13	1	GRADE SEGURANÇA 3820		62,073 kg
14	5	JIS B 2302 - Bolsa 1 1/2		0,284 kg
15	31	suporte tubolação		0,279 kg

4 3 2 1

D

C

B

A

D

C

B

A