

4

3

2

1

D

D

C

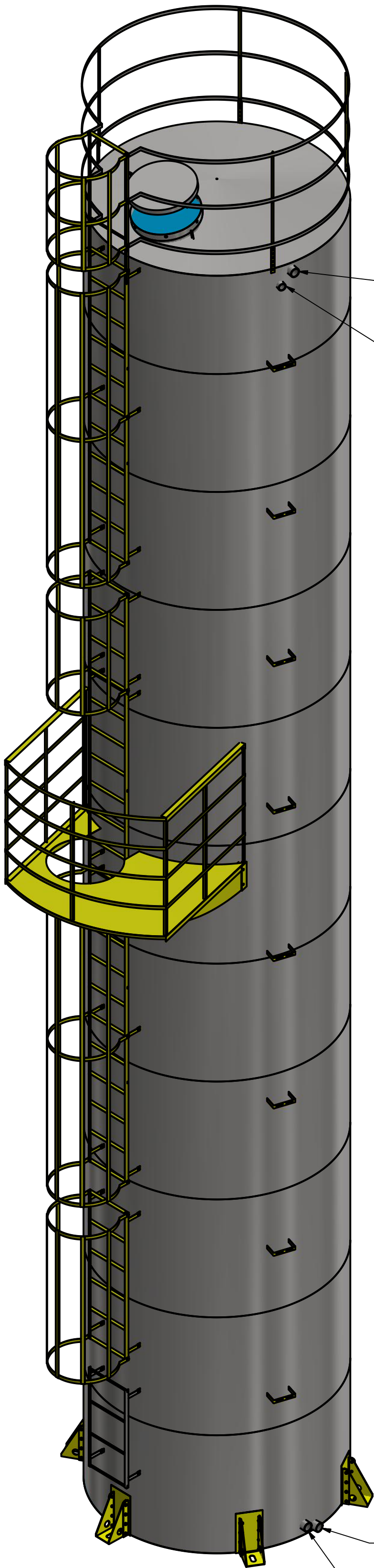
C

B

B

A

A

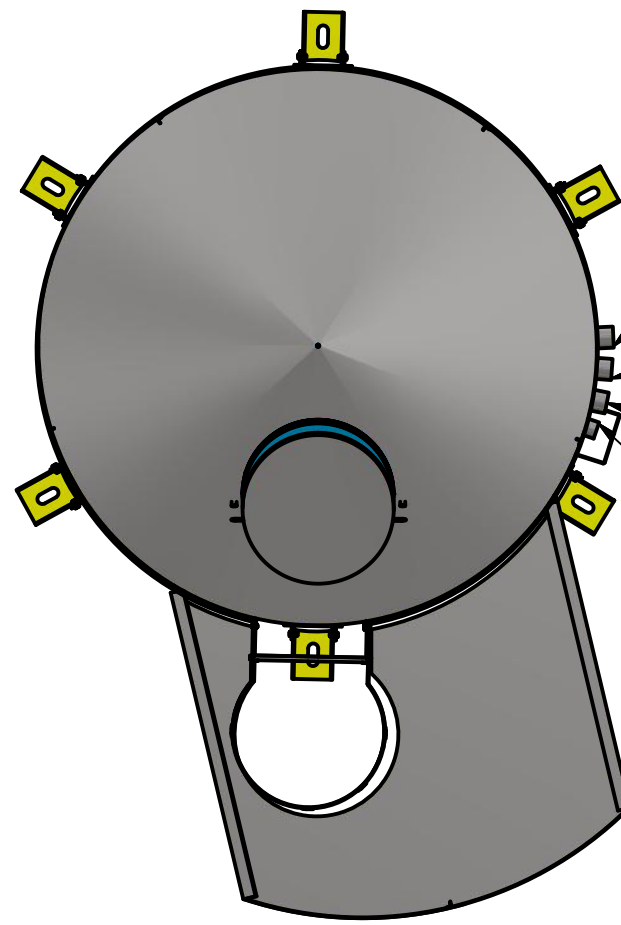


EXTRAVASOR 1 1/2"

ENTRADA 1 1/2"

DRENO 1 1/2"

SAÍDA 1 1/2"



DRENO 1 1/2"


SAÍDA 1 1/2"

EXTRAVASOR 1 1/2"

ENTRADA 1 1/2"

DRAWN
Jander Dantas 07/03/2017

FAZ FORTE RESERVATORIOS METALICOS



FAZFORTE

TITLE

TBL 5002

SIZE

C

DWG NO

TBL 5002

REV

SCALE

SHEET 1 OF 4

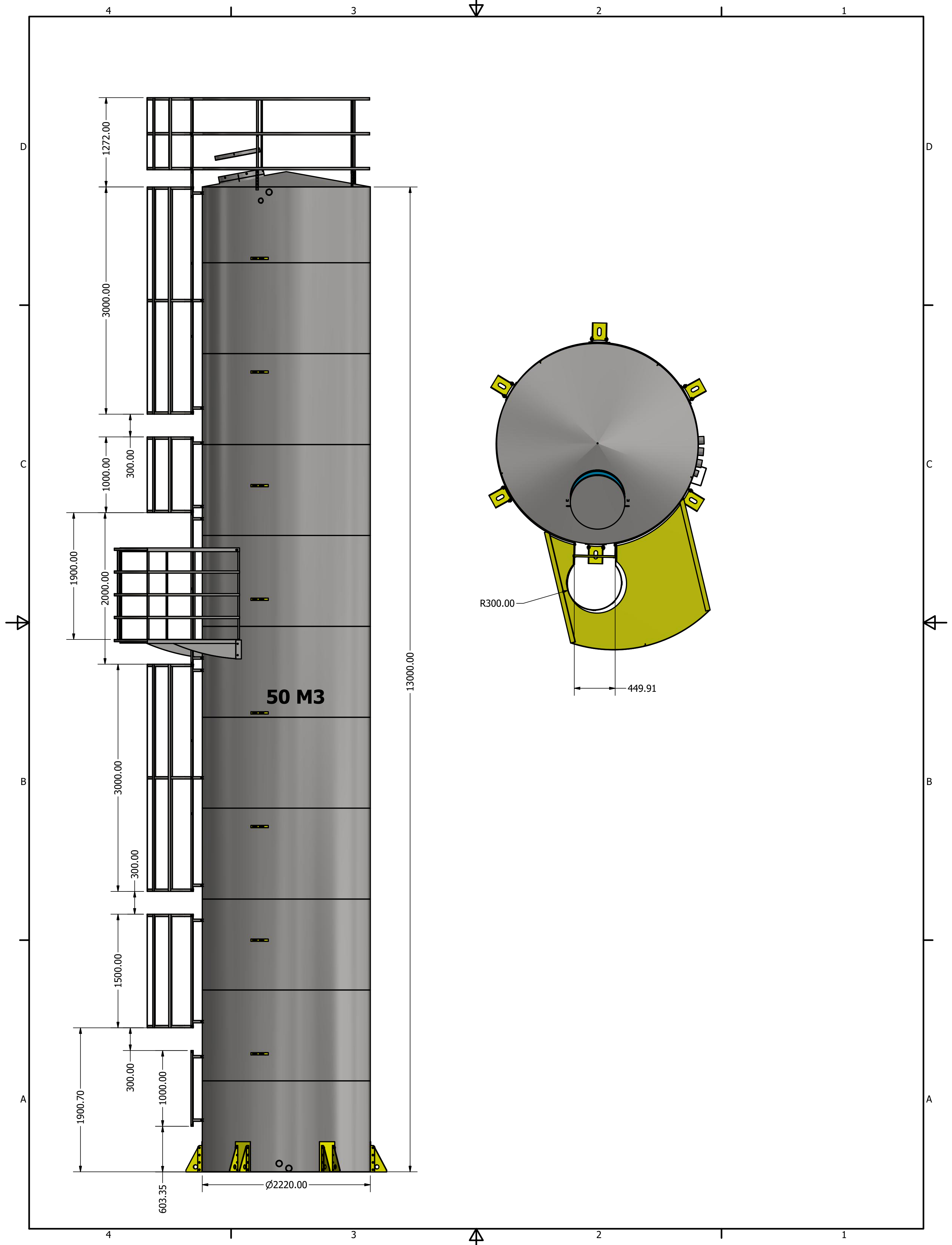
4

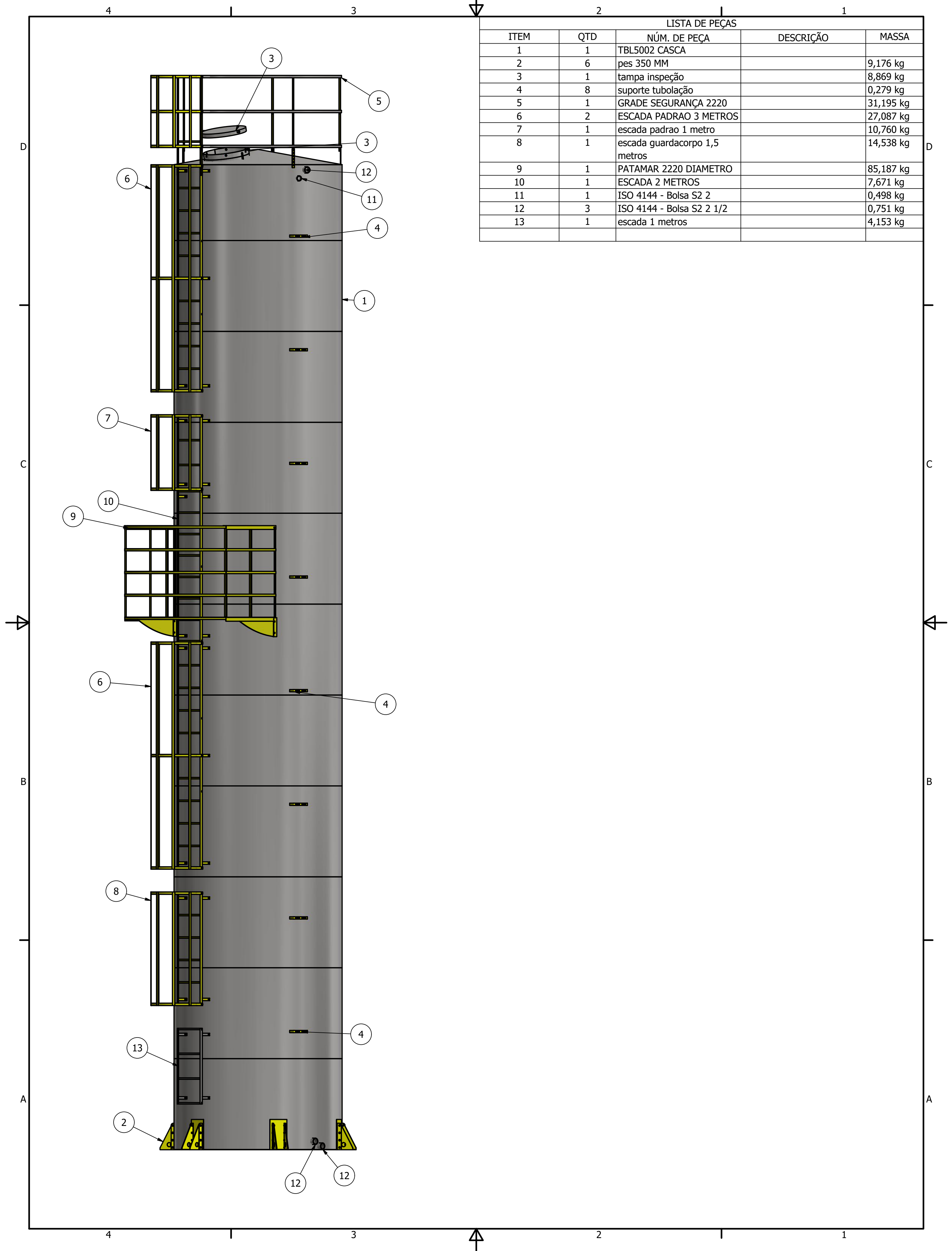
3

2

1

A





LISTA DE PEÇAS

ITEM	QTD	NÚM. DE PEÇA	DESCRIÇÃO	MASSA
1	1	TBL5002 CASCA		
2	6	pes 350 MM		9,176 kg
3	1	tampa inspeção		8,869 kg
4	8	suporte tubolação		0,279 kg
5	1	GRADE SEGURANÇA 2220		31,195 kg
6	2	ESCADA PADRAO 3 METROS		27,087 kg
7	1	escada padrao 1 metro		10,760 kg
8	1	escada guardacorpo 1,5 metros		14,538 kg
9	1	PATAMAR 2220 DIAMETRO		85,187 kg
10	1	ESCADA 2 METROS		7,671 kg
11	1	ISO 4144 - Bolsa S2 2		0,498 kg
12	3	ISO 4144 - Bolsa S2 2 1/2		0,751 kg
13	1	escada 1 metros		4,153 kg