

4

3

2

1

RESPIRO 4"

RESPIRO 4"

ENTRADA 1 1/2"

EXTRAVASOR 1 1/2"

EXTRAVASOR 1 1/2"

ENTRADA 1 1/2"

SAIDA 1 1/2"

DRENO 1 1/2"

D

D

C

C

B

B

A

A

DRAWN Erik Felipe 13/08/2020

FAZ FORTE RESERVATORIOS METALICOS

PADRAO

TBL 1601

SIZE

DWG NO


REV

C

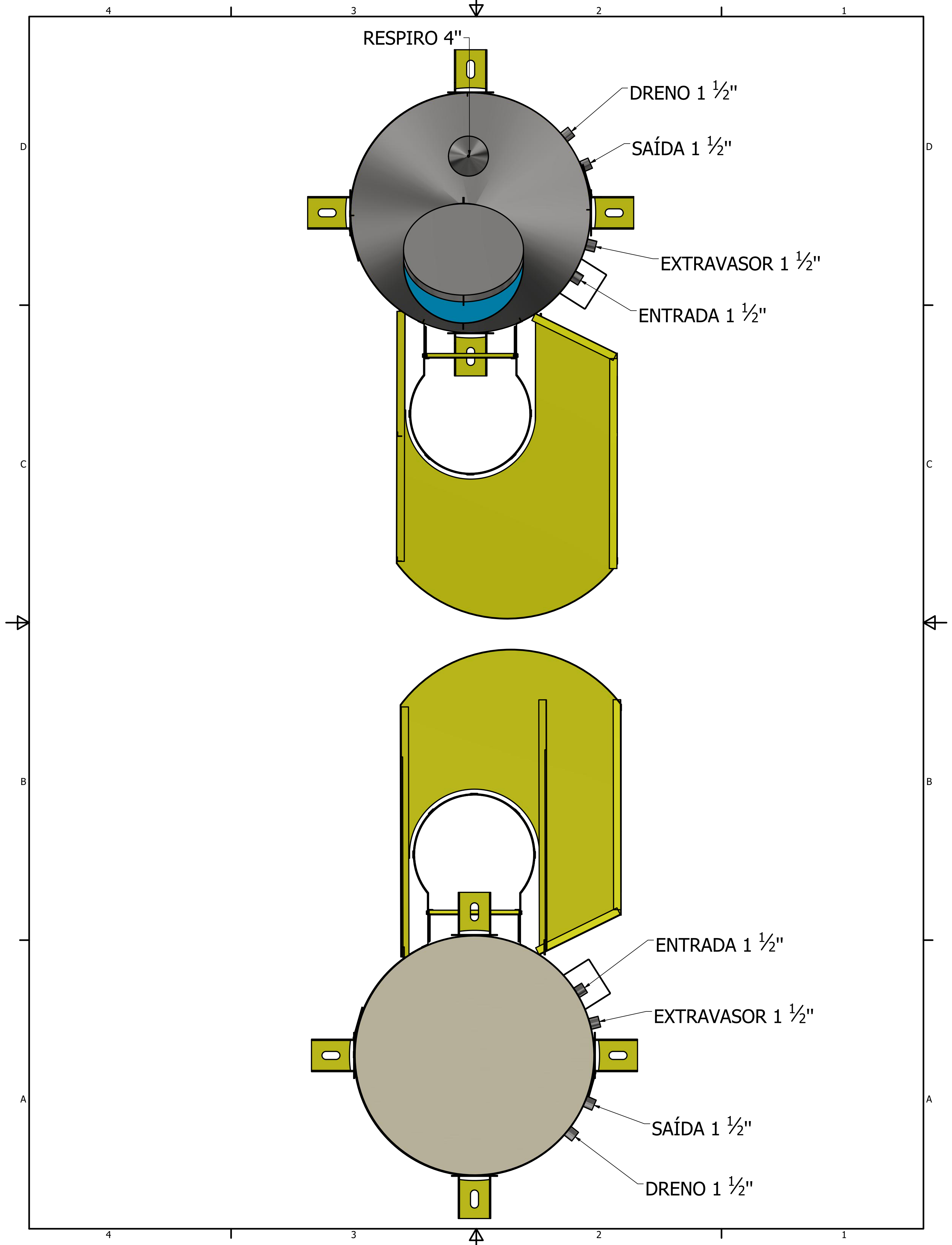
TBL 1601

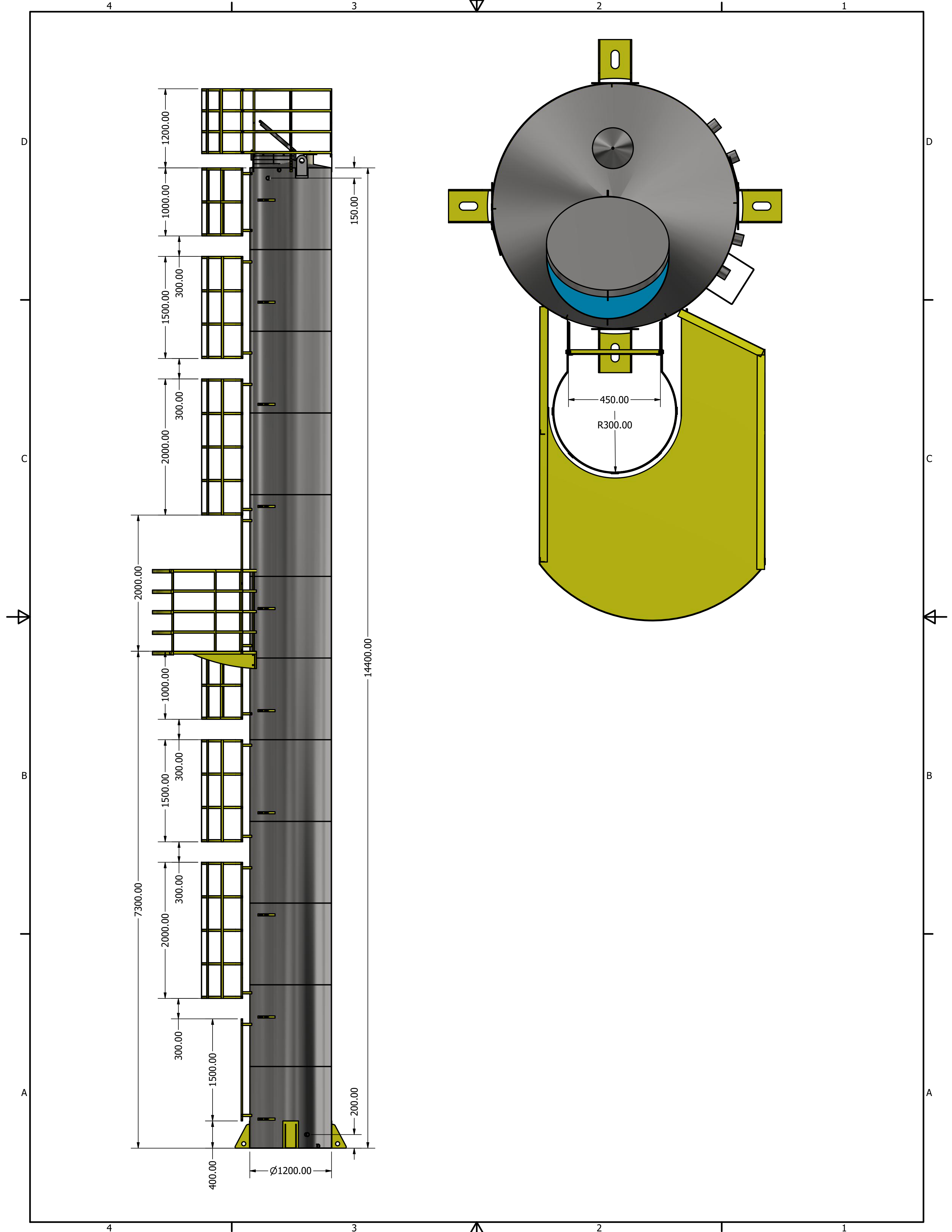
SCALE

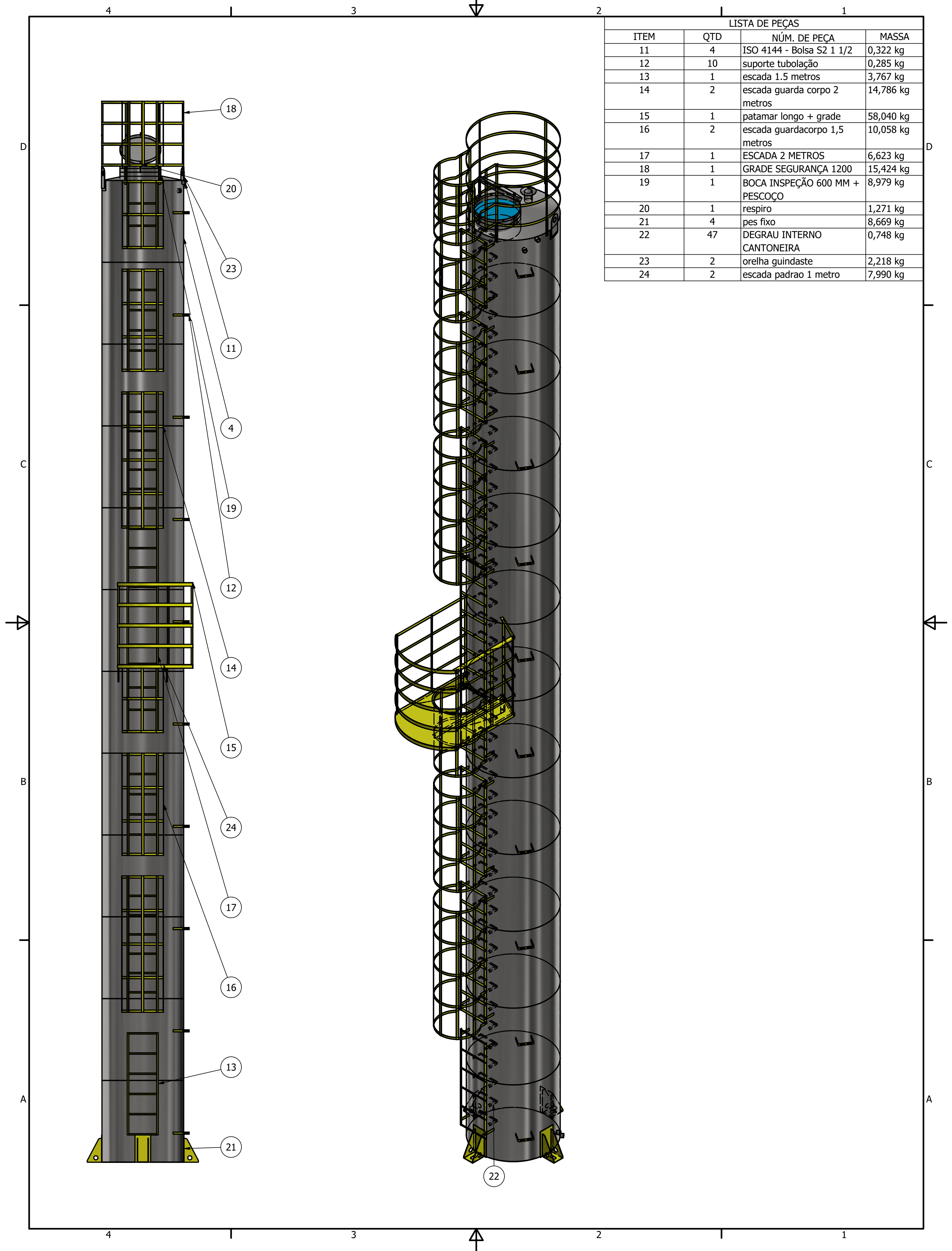
SHEET 1 OF 5



FAZFORTE







LISTA DE PEÇAS

ITEM	QTD	NÚM. DE PEÇA	MASSA
11	4	ISO 4144 - Bolsa S2 1 1/2	0,322 kg
12	10	suporte tubulação	0,285 kg
13	1	escada 1.5 metros	3,767 kg
14	2	escada guarda corpo 2 metros	14,786 kg
15	1	patamar longo + grade	58,040 kg
16	2	escada guardacorpo 1,5 metros	10,058 kg
17	1	ESCADA 2 METROS	6,623 kg
18	1	GRADE SEGURANÇA 1200	15,424 kg
19	1	BOCA INSPEÇÃO 600 MM + PESCOÇO	8,979 kg
20	1	respiro	1,271 kg
21	4	pes fixo	8,669 kg
22	47	DEGRAU INTERNO CANTONEIRA	0,748 kg
23	2	orelha guindaste	2,218 kg
24	2	escada padrao 1 metro	7,990 kg